


SCHEDA TEST n° 38

ISPETTORE _____

DITTA _____

OPERATORE _____

PAGINE _____



297



298



299



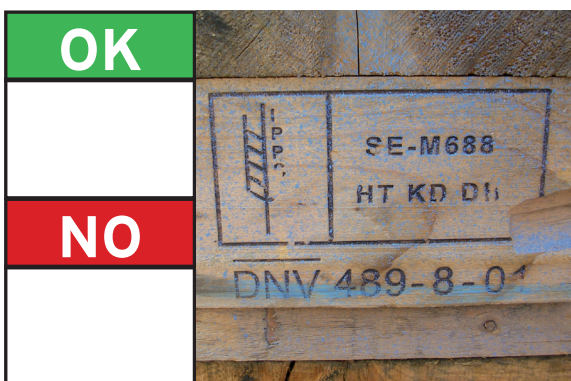
300




301



302



303



304