

SCHEDA TEST n° 46

ISPETTORE _____


DITTA _____

OPERATORE _____

PAGINE _____



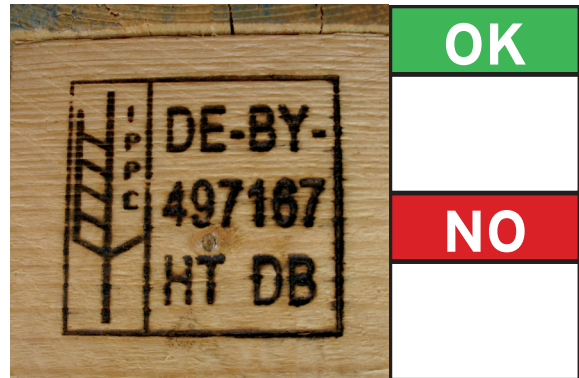
361



362




363




364




365



366



367



368